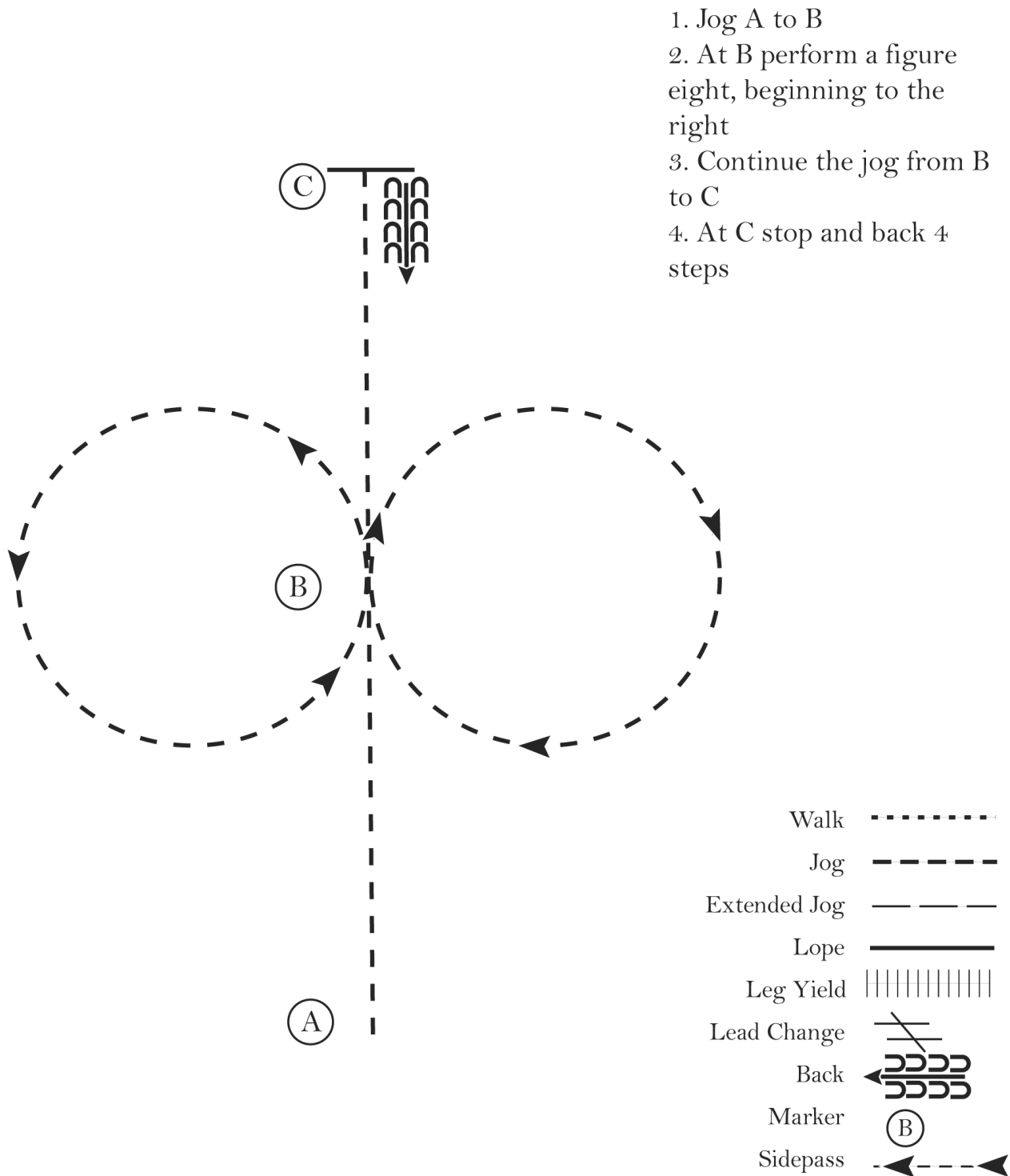


Texas Festival

Horsemanship (Small Fry/Level 1 Walk/Trot)

Show Date: 04/21/2021



[WH/WT-5]

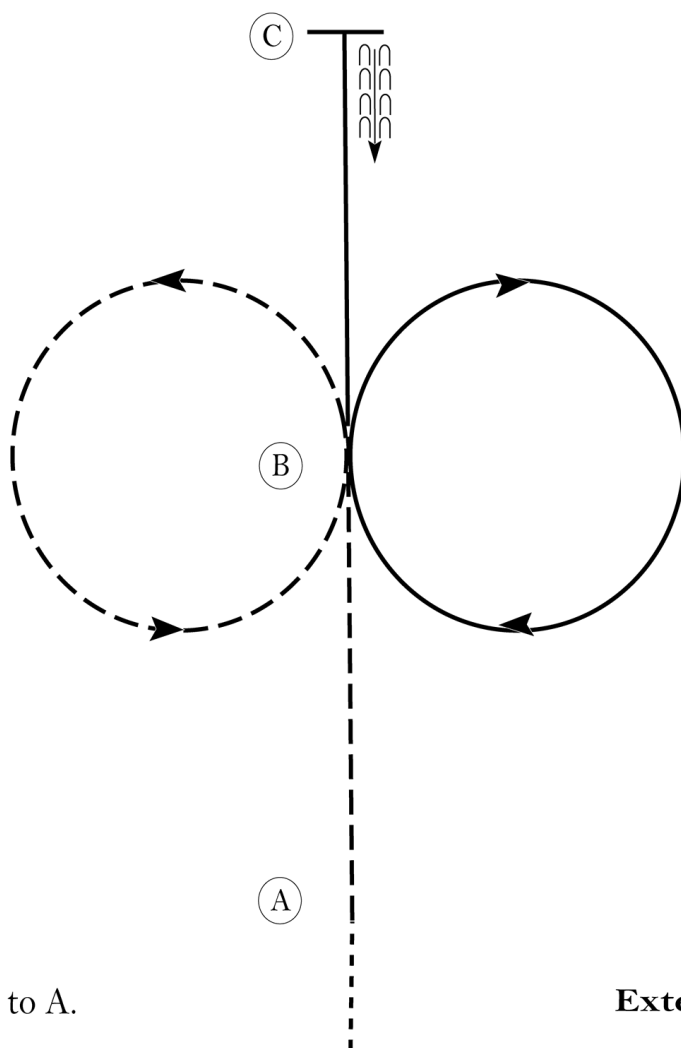
Pattern Provided by:

Judges

Texas Festival




Western Horsemanship (Level 1 Amateur/Youth)

Show Date: 04/21/2021



Be ready prior to A.

1. Walk to A.
2. Jog A to B.
3. At B jog a circle to the left.
4. At B lope a circle to the right on the right lead.
5. Continue the lope to C.
6. Stop at C and back approximately one horse length.

Walk	-----
Jog	- - - - -
Extended Jog	— — — —
Lope	—————
Leg Yield	
Lead Change	
Back	
Marker	(B)
Sidepass	

[WH/1-19]

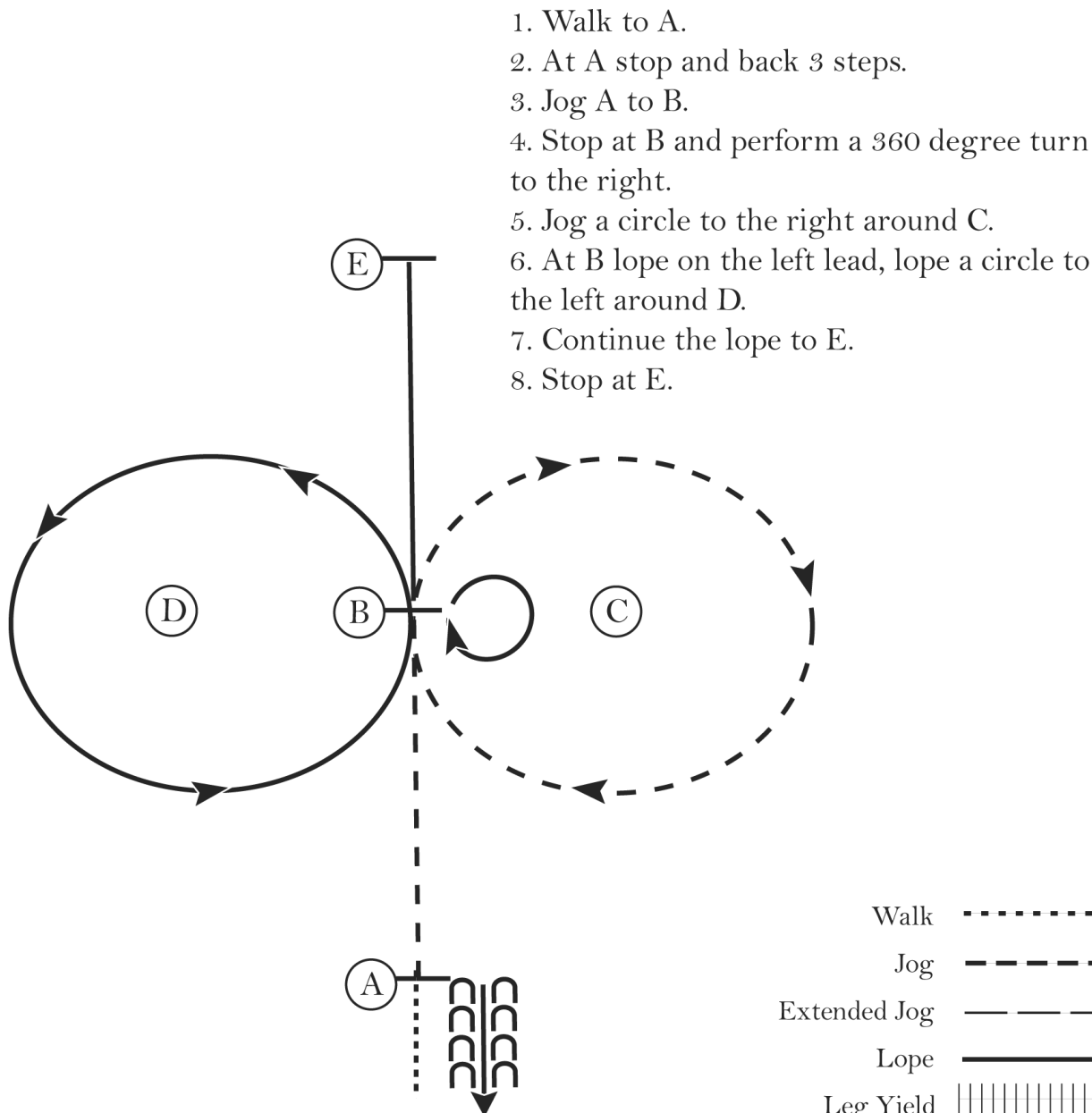
Pattern Provided by:

Judges

Texas Festival

Western Horsemanship (Amateur, Select, & Youth)

Show Date: 04/21/2021



1. Walk to A.
2. At A stop and back 3 steps.
3. Jog A to B.
4. Stop at B and perform a 360 degree turn to the right.
5. Jog a circle to the right around C.
6. At B lope on the left lead, lope a circle to the left around D.
7. Continue the lope to E.
8. Stop at E.

Walk
Jog	-----
Extended Jog	-----
Lope	=====
Leg Yield	
Lead Change	↗↘
Back	←←←←←
Marker	(B)
Sidepass	←---←

[WH/1-16]

Pattern Provided by:

Judges